

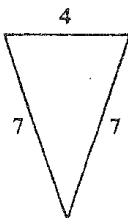
WRITTEN EXERCISES

The measures of two angles of a triangle are given. Find the measure of the third angle.

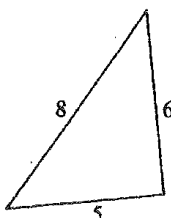
- A 1. $40^\circ, 60^\circ$ 2. $15^\circ, 105^\circ$ 3. $35^\circ, 55^\circ$ 4. $160^\circ, 10^\circ$

Classify each triangle by its sides.

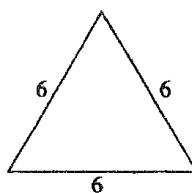
5.



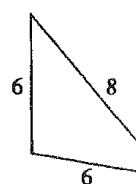
6.



7.

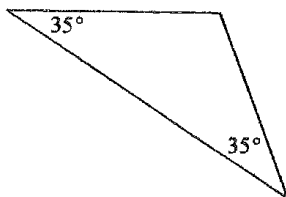


8.

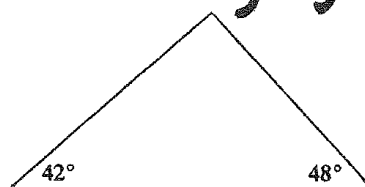


Classify each triangle by its sides and by its angles. *find missing angle.*

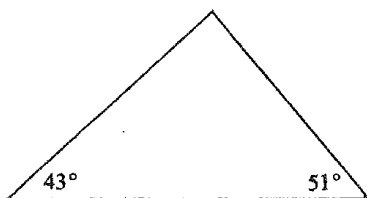
9.



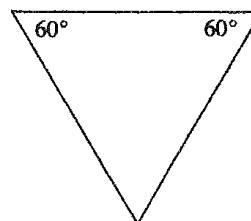
10.



11.

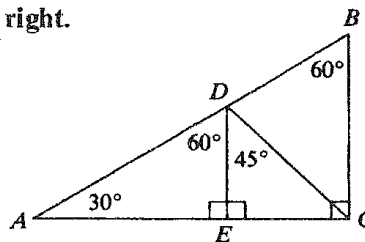


12.



Exercises 13-16 refer to the diagram at the right.

13. Name three right triangles.
14. Name an isosceles triangle.
15. Name an acute scalene triangle.
16. Name an obtuse triangle.

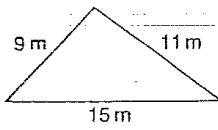


17. Use a ruler and a protractor to draw (a) a scalene acute triangle and (b) an isosceles obtuse triangle.
18. Use a ruler and a protractor to draw (a) a scalene obtuse triangle and (b) an isosceles acute triangle.

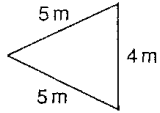
Triangles

Name each triangle according to the length of its sides.

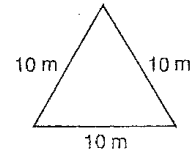
1.



2.

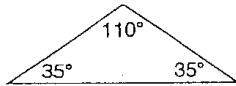


3.

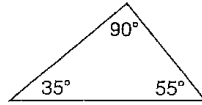


Name each triangle according to the measure of its angles.

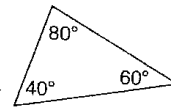
4.



5.

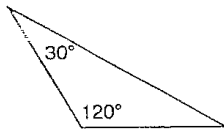


6.

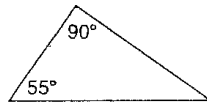


Find the measure of the third angle in each triangle.

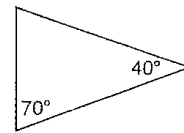
7.




8.



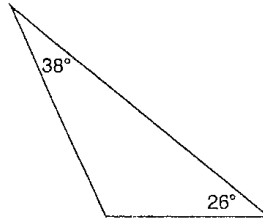
9.



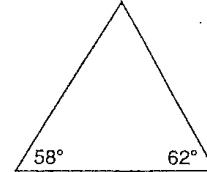
10.



11.



12.




Name _____

To follow text page 223

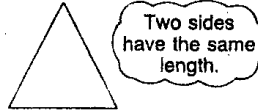
Triangles

Naming Triangles by Side Lengths

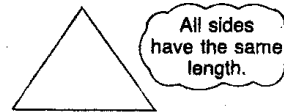
Scalene



Isosceles




Equilateral




Naming Triangles by Angle Measures

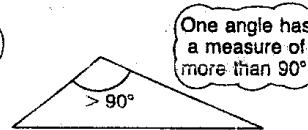
Acute



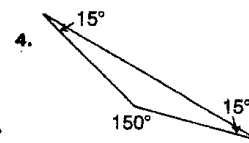
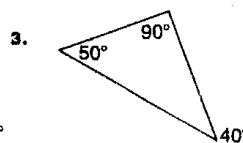
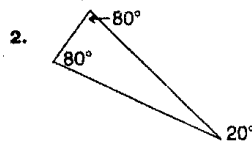
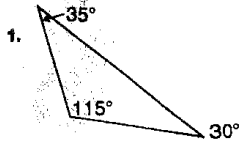
Right



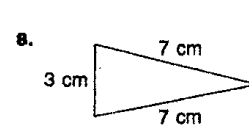
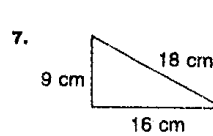
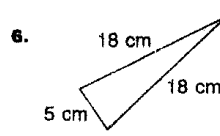
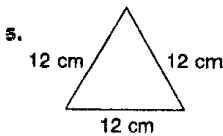
Obtuse



Write the name of each triangle according to the measure of its angles.



Write the name of each triangle according to the length of its sides.



Find the degree measure x in each triangle.

