


Name \_\_\_\_\_

Date \_\_\_\_\_

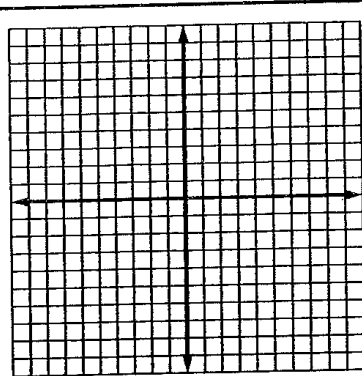
Period \_\_\_\_\_



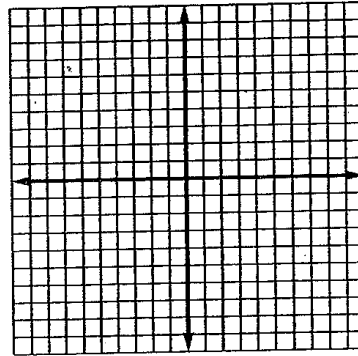
## Graphing Linear Equations

Choose 5 values for  $x$  and then find the values for  $y$ . Make a table of values and then graph the 5 ordered pairs and draw a line connecting them. Tell what type of slope the line has.

1.  $y = 2x + 4$



2.  $y = -5 - 3x$



3.  $y = 5x - 8$

