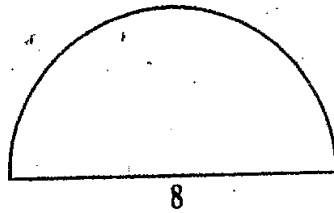
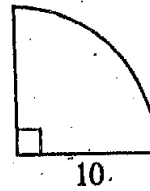


The curves in the diagrams below are parts of circles, and the angles are right angles. Find the Area of each figure.


24.



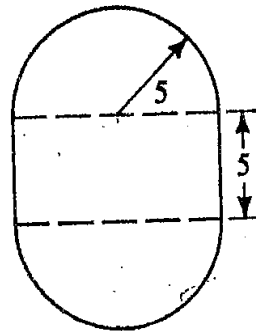
25.



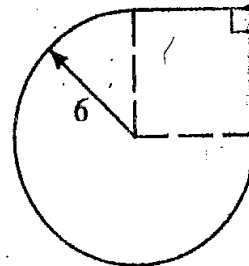
26.



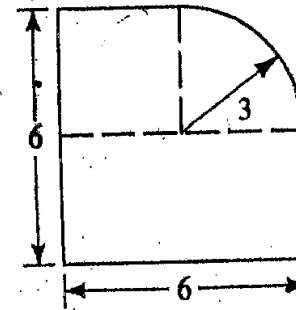
27.



28.



29.



$$\text{Area} = \pi r^2$$